



INDUGA

Low pressure die casting machine

Type LPDC 0012



Semi-automatic machine with manual die manipulation.

- Cycle time approx. 30 sec. with 4 operators
- Capacity per shift (8 hs.) approx. 770 castings

www.induga.com

Low pressure die casting machine 0012



Station 1

Mount the new die with core on the manipulator. Swing the die over to the furnace and cast. Casting takes place automatically in the low pressure process. Swing the die away from the furnace and remove it from the manipulator. Move the die to work station No. 2.




Station 2

Remove the casting and place it in the container. Move the die to work station No. 3.



Station 3

Clean, cool and coat the die. Move the die to work station No. 4.



Station 4

Insert the core. Close the die. Move the die to work station No. 1.

Specifications

- Manual setting of die with cores on the manipulator
- Max. die dimensions: 300 x 300 mm
- Swing the die over to the furnace manually
- Automatic low pressure casting process
- Manual piece removal
- Die cooling and coating in a blackwash bath
- In order to reach maximum capacity, up to 4 operators and up to 4 different dies can work at the same time

Furnace

Channel induction furnace with 3 inductors

Content	1,800 kg
Melting capacity	300 kg/h
Power rate	90 kW

Control

- Machine control with freely programmable control system with display for setting parameters
- Furnace control stepless with thyristors

INDUGA designs and supplies

- Channel-type induction furnaces for melting, holding and casting
- Coreless induction furnaces for special applications
- Coating pots for steel strip and pieces
- Low-pressure casting machines
- Plasma systems
- Complete plants

Individual solutions are our speciality!

INDUGA GmbH & Co. KG

Jägerhausstr. 2
DE-52152 Simmerath, Germany
Telephone +49 2473 6017 10
Telefax +49 2473 6017 77
E-Mail info@induga.de
www.induga.com

A company of  OTTO JUNKER GmbH.